

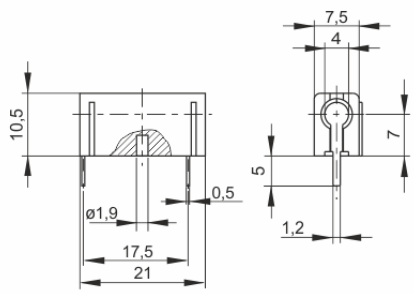


Sockets

PB 4



Product	PB 4
description	4 mm diameter test socket for measuring and testing printed boards during operation. The test socket may also be mounted on the printed board using a BZ 2.2 DIN7971 pan-head, self-tapping screw. Tin-plated brass through-hole 4 mm diameter socket.
article-no. / *colour	9735821xx <div style="display: flex; justify-content: space-around; align-items: center;"> <div style="text-align: center;">  00 black </div> <div style="text-align: center;">  01 red </div> </div> <div style="text-align: right; border: 1px solid black; padding: 2px; margin-top: 5px;">Sn</div>
drawing	
technical data	
connection	solder connection
rated voltage ⁽¹⁾	30 VAC / 60 VDC
measurement cat. acc. to IEC 61010	O ⁽³⁾
rated current ⁽¹⁾ (consider derating curve)	16 A
material socket	brass, tin plated
housing material	PC
temperature range acc. To IEC61010 ⁽²⁾	-25 °C to +85 °C
inflammability class acc. to UL 94 (only valid for basic material of housing)	HB
standard	IEC 61010

4 mm system

⁽¹⁾ for normal environmental conditions -5°C to +40°C

⁽²⁾ contact the manufacturer for applications at deviating temperature ranges

⁽³⁾ Other circuits that are not directly connected to mains

stand: 30.07.2018