



## MIS173S16Q5H266

Int.Step 12-72VDC, RS485, EncC-L

ServoStep MIS is a series of integrated stepper motors with servo control (closed-loop) and up to 3000 RPM.

It consists of NEMA 17..23..34..43 size motors with holding torques from 0.36 Nm up to 25 Nm. All motors are programmable and have 8 I/O points (each can be DI or DO or AI).

Options include:

- incremental (semi-absolute) encoder\*). absolute multiturn encoder
- brake module\*)
- radial or axial\*) connectors
- CANopen
- Ethernet interface w/built-in switch for easy daisy-chaining and all protocols (Profinet. EtherNet/IP. EtherCAT. Sercos. ModbusTCP/UDP. Powerlink).
- Wireless versions are also possible: WLAN or BlueTooth.
- Special shaft versions include double shaft and hollow shaft. contact JVL to learn which combinations are possible.
- Higher IP versions are also available. \*) Depending of other options



### General information



<b>Description</b>	Int.Step 12-72VDC, RS485, EncC-L, 4xM12. 17pF:8xDIO/AI+RS422+RS485 8pF:RS485 5pF:485, High Resolution: 409.600 step/rev. ±0.01 RPM, Programmable (incl. current, position & velocity), Closed-Loop Semi-Abs. Encoder 4096 CPR, ø5x20 mm Round, Shaft: IP42, Motor: IP42, 43.1x85.2 mm Holding Torque: 0.40 Nm Radial Connector 12 -72 VDC Mechanical Power: 99 W, Isolated from earth		
<b>Manufacture</b>	JVL	<b>Motor type</b>	Integrated Stepper - Rotating
<b>Motor resolution</b>	409600	<b>Encoder type</b>	H2 Incremental/abs_singleturn
<b>Integrated PLC</b>	Yes	<b>PLC no. of DI/DO/AI</b>	8
<b>Closed loop</b>	Yes	<b>STO connector</b>	No
<b>Integrated gear</b>	No	<b>Gear ratio</b>	
<b>Brake</b>	No	<b>Speed [Rpm]</b>	3000.00
<b>Connectivity: Without module</b>	RS485	<b>Power Peak [W]</b>	142.24
<b>Flange Type Front</b>		<b>Protection House/Shaft</b>	
<b>Shaft size - Front [mm]</b>	5.00 mm		
<b>Running torque [Nm]</b>	0.40	<b>Rated Winding current [A]</b>	4.0
<b>Main supply [V]</b>	12-72	<b>Voltage type - Main</b>	DC



**MIS173S16Q5H266**

Int.Step 12-72VDC, RS485, EncC-L

## General information

<b>Control voltage (CVI/O+) [VDC]</b>	7-28	<b>Holding torque [Nm]</b>	0.40
<b>Shaft Double</b>	No		
<b>Weight net [kg]</b>	0.59	<b>MTBF 100% [Year]</b>	13
<b>Weight gross [kg]</b>	0.71	<b>MTBF 30% [Year]</b>	15
<b>Software</b>	MacTalk		
<b>CE Marked</b>	Yes		
			
<b>Approval - ROHS-3</b>	Yes		
			
<b>Approval UL</b>	No		
<b>Tariff no</b>	85015100	<b>Country Of Origin</b>	DK



## MIS173S16Q5H266

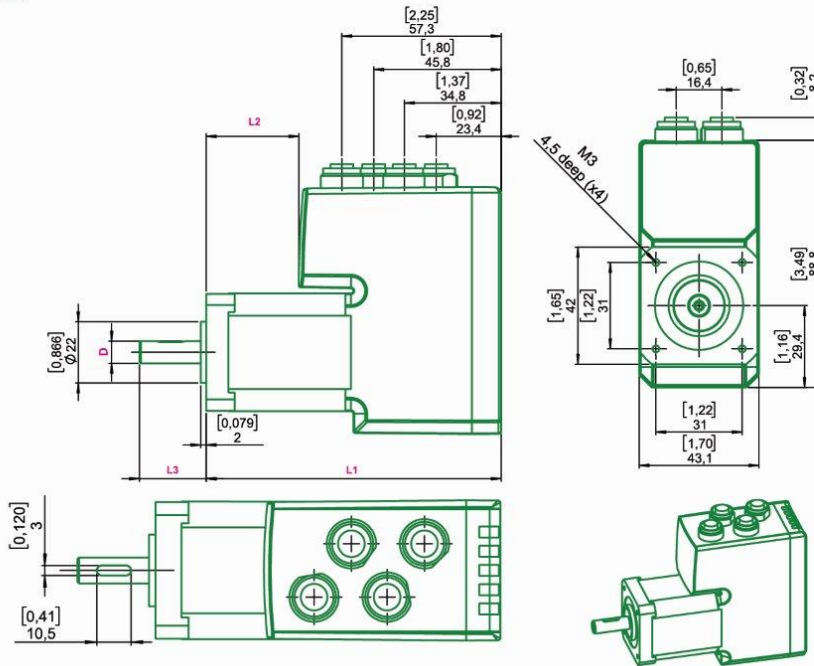
Int.Step 12-72VDC, RS485, EncC-L

### Mechanical information

Motor Type	Length (L1) ±0.0 [0.0787]	Length (L2) ±0.0 [0.0787]	Shaft length and form (L3) +0 / -0.013mm(0.000512)	Shaft dia. (D) +0 / -0.013mm(0.000512)
MIS171S16..	73.5 [2.89]	0.8 [0.03]	20.0 [0.79] Round	5.0 [0.19]
MIS173S8..	85.2 [3.35]	12.5 [0.49]	20.0 [0.79] D-cut	6.35 [0.25]
MIS173S16..	85.2 [3.35]	12.5 [0.49]	20.0 [0.79] Round	5.0 [0.19]
MIS176S8..	106 [4.17]	33.3 [1.31]	20.0 [0.79] D-cut	6.35 [0.25]
MIS176S35..	106 [4.17]	33.3 [1.31]	24.0 [0.94] Keyway	8.0 [0.31]
MIS176S75..	106 [4.17]	33.3 [1.31]	24.0 [0.94] D-cut	6.35 [0.25]

This drawing covers only motor type MIS17xS with radial connectors

[ ] = Inches



T172545

<b>Motor length [mm]</b>	85.2	<b>Motor width [mm]</b>	43.1
<b>Motor height [mm]</b>	88.8	<b>Protection house</b>	IP42
<b>Protection house</b>	IP42	<b>Protection shaft</b>	IP42
<b>Flange Type Front</b>		<b>Flange Type Rear</b>	No
<b>Motor diameter center front [mm]</b>	22.0	<b>Motor diameter center rear [mm]</b>	
<b>Bolt circle diameter front [mm]</b>	43.8	<b>Bolt circle diameter front [mm]</b>	
<b>Mounting holes front [mm]</b>	M3	<b>Mounting holes rear [mm]</b>	
<b>Flange material</b>	Aluminium	<b>Flange Thickness [mm]</b>	
<b>Shaft Type Output</b>	Round	<b>Shaft Double</b>	No
<b>Shaft size - Front [mm]</b>	5.00 mm	<b>Shaft Type Rear</b>	
<b>Shaft length Front [mm]</b>	20.0	<b>Shaft size - Rear</b>	-
<b>Shaft material</b>	Stainless steel AISI303	<b>Shaft length Rear [mm]</b>	
<b>Shaft Key included</b>	Key NOT included	<b>Shaft Key Dimension</b>	-
<b>Front bearing type</b>	698ZZ	<b>Rear bearing type</b>	698ZZ
<b>Radial load [N]</b>	577	<b>Radial load distance [mm]</b>	10



## MIS173S16Q5H266

Int.Step 12-72VDC, RS485, EncC-L

### Mechanical information

<b>Axial load [N]</b>	174		
<b>Axial play [mm]</b>	0.08	<b>Axial play force [N]</b>	4
<b>Integrated gear</b>	No	<b>Gear ratio</b>	
<b>Gear efficiency [%]</b>	-	<b>Gear backlash [ArcMin]</b>	-
<b>Brake</b>	No	<b>Brake - Go ON time [ms]</b>	-
<b>Brake Holding torque [Nm]</b>	-	<b>Brake - Go OFF time [ms]</b>	-
<b>Rotor inertia [kgcm<sup>2</sup>]</b>	0.054	<b>Max inertia factor</b>	40
<b>Precision Motor - Absolute [Deg]</b>	0.35	<b>Precision Motor - Max Load [Deg]</b>	
<b>Precision Motor - Repeatability [Deg]</b>	0.15	<b>Step angle [°/full step]</b>	1.8°
<b>2D [PDF]</b>	Download	<b>2D [DWG]</b>	No
<b>3D [DWG]</b>	No	<b>3D [EASM]</b>	No
<b>3D [IGES]</b>	No	<b>3D [STEP]</b>	Download
<b>Datasheet - pdf</b>		<b>CAD file page</b>	Link
<b>User Manual</b>	Download	<b>WEB page</b>	Link
<b>Approval UL</b>	No	<b>STO connector</b>	No
<b>Approval - ATEX</b>	No	<b>Approval TÜV - STO</b>	No
<b>Oil resistant</b>			
<b>Temperature ambient [°C]</b>	0...40 °C and 0...70 °C with derating of performance		
<b>Temperature storage</b>	-40...70 °C		
<b>Humidity working</b>	5...93% non-condensing		
<b>Vibration</b>	5-25 Hz: +/-1.6mm, 25-500Hz: 4G, 1.0 oct./min		
<b>Shock</b>	15G, 30ms. 6 x 1000 cycles in +/-X, +/-Y, +/-Z		
<b>Withstand Voltage</b>	500 VDC between earth and supply ground		
<b>EMC in general</b>	EMC Directive DIR2014/30/EU		
<b>EMC Emission</b>	EN61800-3 / EN61000-6-3 / EN61000-6-4 all 2. environment		
<b>EMC Immunity</b>	En IEC 61800-3 / EN61000-6-1 all 2. environment		
<b>Safety in general</b>	LVD DIR2014/35/EU / EL61800 - USA and Canada only MIS34x products are pending		
<b>Safety wo STO</b>	EN60950-1		
<b>Safety w STO</b>	EN60950-1 / EN61508-1/-2 SIL3 / ISO13849-1/-2 / ISO62061 / EN61800-5-1/-2		
<b>Inviromental</b>	IEC 60068-2-27, Test Ea. Shock test		
	IEC 60068-2-6, Test Fc. Vibration test		
	IEC 60068-2-2, Test Bd. covers temperaturerise/dry heat		
	IEC 60068-2-78, Perm. moisture/Damp heat, steady state		
<b>REACH SVHC document</b>			
<b>Low voltage Directive</b>			
<b>No Dual Use</b>			



**MIS173S16Q5H266**

Int.Step 12-72VDC, RS485, EncC-L

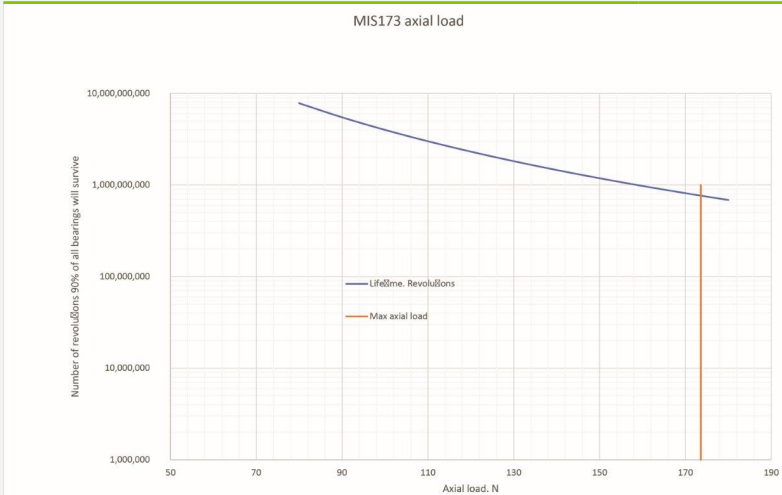
**Mechanical information**

**Duty Cycle**

**Max Duty Cycle [%]**

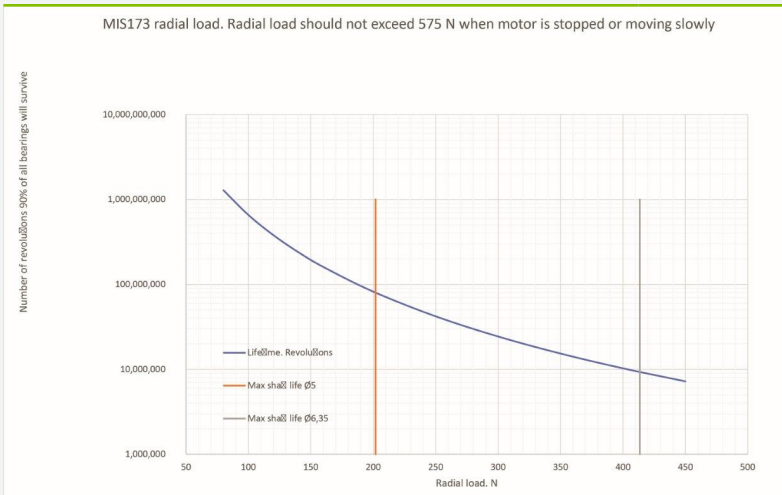
**Axial Load Typical [N]** 174

**Axial Load Long [N]** 140



**Radial Load Typical [N]** 202

**Radial Load Long [N]** 117



**Load typical term**

**Load Long term**

**Shaft Seal**



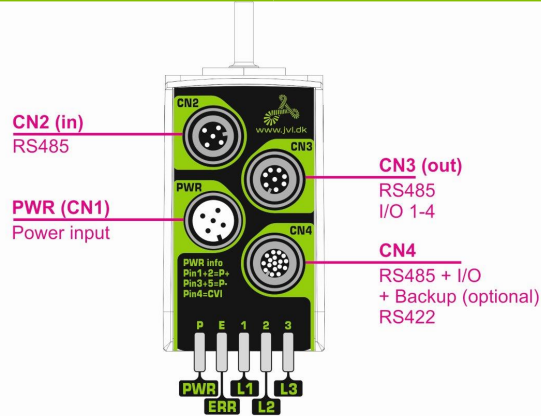
## MIS173S16Q5H266

Int.Step 12-72VDC, RS485, EncC-L

### Connector information

<b>Connector 1 label</b>	PWR	<b>Connector 1</b>	M12 5-pin male A-coded
<b>Connector 2 label</b>	CN2	<b>Connector 2</b>	M12 5-pin female A-coded
<b>Connector 3 label</b>	CN3	<b>Connector 3</b>	M12 8-pin female A-coded
<b>Connector 4 label</b>	CN4	<b>Connector 4</b>	M12 17-pin female A-coded
<b>Connector 1 RS485</b>	No	<b>Connector 2 RS485</b>	Yes
<b>Connector 3 RS485</b>	Yes	<b>Connector 4 RS485</b>	Yes

### Motor connectors



### MIS17xS - Q5

RS485 serial communication  
in network and IO

#### Picture CN1

#### “PWR” (CN1) - Power input. M12 - 5pin male connector

Signal name	Description	Pin no.	JVL Cable W11000- M12F5TxxN	Isolation group
P+	Main supply +7-72VDC. Connect with pin 2 *	1	Brown	1
P+	Main supply +7-72VDC. Connect with pin 1 *	2	White	1
P-	Main supply ground. Connect with pin 5 *	3	Blue	1
CVI	Control and user output supply +7-30VDC. <b>DO NOT connect &gt;30V to this terminal!</b>	4	Black	1
P-	Main supply ground. Connect with pin 3 *	5	Grey	1

\* Note: P+ and P- are each available at 2 terminals. Make sure that both terminals are connected in order to split the supply current in 2 terminals and thereby avoid an overload of the connector.

#### Picture CN2

#### “CN2” - RS485 IN/OUT. M12 - 5pin female connector.

Signal name	Description	Pin no.	JVL Cable W11000-M12 M5TxxN	Isolation group (See note)
RS485: B0-	RS485 interface. Leave open if unused	1	Brown	1
RS485: A0+	RS485 interface. Leave open if unused	2	White	1
RS485: B0-	RS485 interface. Leave open if unused	3	Blue	1
RS485: A0+	RS485 interface. Leave open if unused	4	Black	1
GND	Ground intended to be used together with the other signals in this connector	5	Grey	1



**MIS173S16Q5H266**

Int.Step 12-72VDC, RS485, EncC-L

## Connector information

### Picture CN3

"CN3" - RS485 + I/O connector - M12 - 8pin female connector.				
Signal name	Description	Pin no.	JVL Cable W11000-M12 M8TxxN	Isolation group (See note)
IO1	I/O channel 1. Can be used as input or output	1	White	1
IO2	I/O channel 2. Can be used as input or output	2	Brown	1
IO3	I/O channel 3. Can be used as input or output	3	Green	1
GND	Ground intended to be used together with the other signals in this connector	4	Yellow	1
RS485: B0-	RS485 interface. Leave open if unused	5	Grey	1
RS485: A0+	RS485 interface. Leave open if unused	6	Pink	1
IO4	I/O channel 4. Can be used as input or output	7	Blue	1
CVO	Supply output. Connected internally to the CVI terminal in the PWR connector. Max 700 mA. <b>DO NOT connect &gt;30V to this terminal!</b> USB interface. Supply input 5VDC nominal	8	Red	1

### Picture CN4

"CN4" - RS485 + I/O + Backup (option) connector - M12 - 17pin female connector				
Signal name	Description	Pin no.	JVL Cable W11009M12 M17TxxN	Isolation group (see note)
IO1	I/O channel 1. Can be used as input or output	1	Brown	1
GND	Ground intended to be used together with the other signals in this connector	2	Blue	1
IO2	I/O channel 2. Can be used as input or output	3	White	1
IO3	I/O channel 3. Can be used as input or output	4	Green	1
RS422: B1-	RS422 I/O terminal B-	5	Pink	1
IO4	I/O channel 4. Can be used as input or output	6	Yellow	1
RS422: A1-	RS422 I/O terminal A-	7	Black	1
RS422: B1+	RS422 I/O terminal B+	8	Grey	1
CVO	Supply output. Connected internally to the CVI terminal in the PWR connector. <b>DO NOT connect &gt;30V to this terminal!</b>	9	Red	1
RS422: A1+	RS422 I/O terminal A+	10	Violet	1
IO5	I/O channel 5. Can be used as input or output	11	Grey/pink	1
IO6	I/O channel 6. Can be used as input or output	12	Red/blue	1
IO7	I/O channel 7. Can be used as input or output	13	White/Green	1
IO8	I/O channel 8. Can be used as input or output	14	Brown/Green	1
RS485: B0-	RS485 interface. Leave open if unused	15	White/Yellow	1
EXTBACKUP	Only for motors with the -H3 or -H4 option (abs. multiturn encoder). This terminal can be connected to an external supply. <b>Connect to ground (GND) if not used.</b>	16	Yellow/brown	1
RS485: A0+	RS485 interface. Leave open if unused	17	White/grey	1

\* Note: Isolation group indicate which terminals/circuits that a galvanic connected to each other. In other words group 1, 2, 3 and 4 are all fully independently isolated from each other. Group 1 correspond to the housing of the motor which may also be connected to earth via the DC or AC input supply.

**Connector STO** No

**Picture STO Con** -





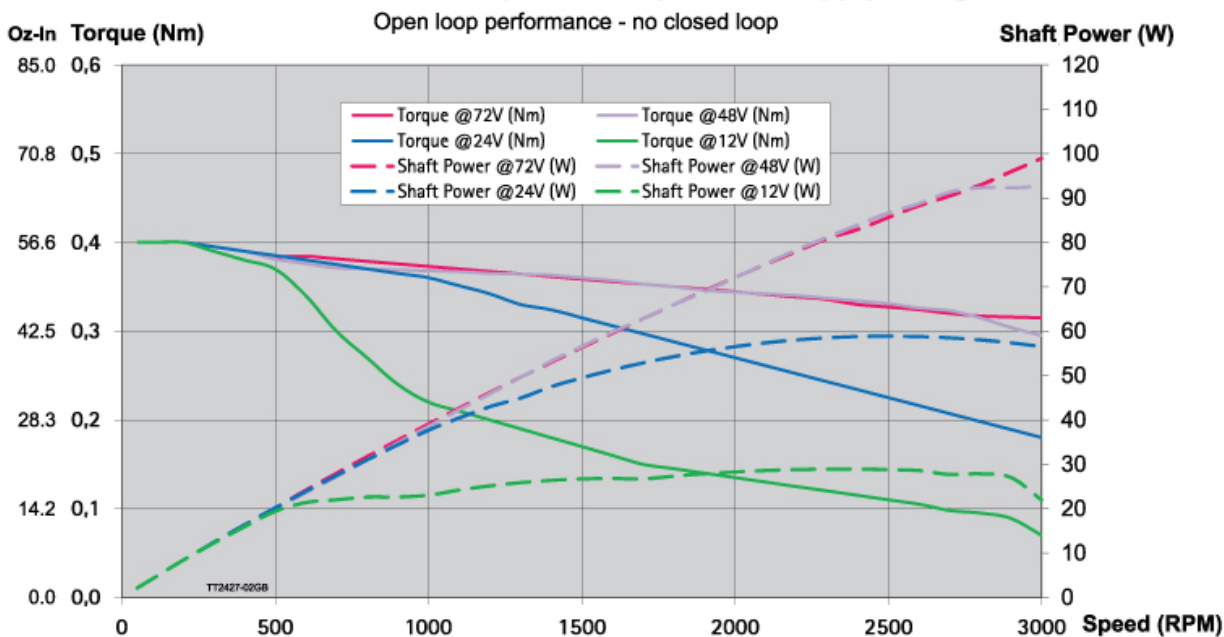
**MIS173S16Q5H266**

Int.Step 12-72VDC, RS485, EncC-L

**Torque, force and Power information**

<b>Supply Volt 1 [V]</b>	12	<b>Power Peak 1 [W]</b>	34.21
<b>Supply Volt 2 [V]</b>	24	<b>Power Peak 2 [W]</b>	72.45
<b>Supply Volt 3 [V]</b>	48	<b>Power Peak 3 [W]</b>	128.47
<b>Supply Volt 4 [V]</b>	72	<b>Power Peak 4 [W]</b>	142.24
<b>Holding torque [Nm]</b>	0.40	<b>Running torque [Nm]</b>	0.40
<b>Detent torque [Nm]</b>	0.016		

**MIS173S motor torque versus speed and supply voltage**







**MIS173S16Q5H266**

Int.Step 12-72VDC, RS485, EncC-L

**Electrical information**

<b>Main supply [V]</b>	12-72	<b>Main supply Min-Max [V]</b>	7-90
<b>Rated motor current [A]</b>	3.4		
<b>Control voltage (CVI/O+) [VDC]</b>	7-28	<b>Control Voltage (CVI) Min-Max [VDC]</b>	7-30
<b>CVI current wo Ethernet and output (12/24VDC) [mA]</b>	165/95	<b>Current Ethernet option (12/24VDC) [mA]</b>	-
<b>Current brake option [mA]</b>	-	<b>Current for 1 Dig. output max [mA]</b>	- 350
<b>Max current CVI [A]</b>			
<b>Dig. Input impedans</b>	30 Kohm	<b>Counter frequency max</b>	12MHz
<b>MTBF 30% [Year]</b>	15	<b>MTBF 100% [Year]</b>	13
<b>Motor resolution</b>	409600	<b>Encoder type</b>	H2 Incremental/abs_singleturn
<b>Encoder Resolution (H2)</b> H2 - 4096 Singleturn AbsEnc - Semi multiturn			
<b>Encoder Resolution (H3)</b>	-	<b>Encoder revolutions</b>	+/-5242
<b>PLC no. of DI/DO/AI</b>	8	<b>Analogue voltage</b>	0-5VDC 12bit
<b>Standard used</b>		<b>Standard used 2</b>	
<b>Resistance [Ohm]</b>		<b>Induction [mH]</b>	



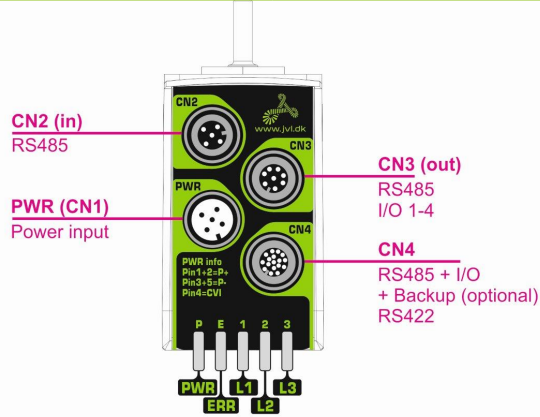
**MIS173S16Q5H266**

Int.Step 12-72VDC, RS485, EncC-L

**Communication information**

<b>Software</b>	MacTalk	<b>Connector 2 RS485</b>	Yes
<b>Connectivity: Without module</b>	RS485	<b>Connector 3 RS485</b>	Yes
		<b>Connector 4 RS485</b>	Yes

**Motor connectors**



**MIS17xS - Q5**

RS485 serial communication  
in network and IO

**e-PLC Files**

**Ethernet, PLC demo files**



## MIS173S16Q5H266

Int.Step 12-72VDC, RS485, EncC-L

### Cable information

Item number	Mount on	Cable con 1 +Con 1 angle	Cable application	Wires no totally	Cable length [m]
Item description		Cable con 2 +Con 2 angle	Cable flexibility	Wire [mm2]	Connector 1 LED
WI1000-M12F5T02N M12 Shl Cable 2m 5 pin Fem 0°, Power	Connector 1	M12 5-pin female A-coded - 0° Straight Open Ended - n/a	Power/Motor/com Standard	5 0.32	2 No
WI1000-M12F5T05N M12 Shl Cable 5m 5 pin Fem 0°, Power	Connector 1	M12 5-pin female A-coded - 0° Straight Open Ended - n/a	Power/Motor/com Standard	5 0.32	5 No
WI1000-M12F5T1.2N M12 Shl Cable 1.2m 5 pin Fem 0°, Power	Connector 1	M12 5-pin female A-coded - 0° Straight Open Ended - n/a	Power/Motor/com Standard	5 0.32	1.2 No
WI1000-M12F5T10N M12 Shl Cable 10m 5 pin Fem 0°, Power	Connector 1	M12 5-pin female A-coded - 0° Straight Open Ended - n/a	Power/Motor/com Standard	5 0.32	10 No
WI1000-M12F5T10R M12 Shl Cable 10m 5 pin Fem 0°, Power, High-flex	Connector 1	M12 5-pin female A-coded - 0° Straight Open Ended - n/a	Power/Motor/com Robotic - 3D	5 0.32	10 No
WI1000-M12F5T20N M12 Shl Cable 20m 5 pin Fem 0°, Power	Connector 1	M12 5-pin female A-coded - 0° Straight Open Ended - n/a	Power/Motor/com Standard	5 0.32	20 No
WI1000-M12F5TLT0185 M12 shl Cable 3m 5 pin female 0°,PW SPEC	Connector 1	M12 5-pin female A-coded - 0° Straight - n/a	Power Standard	5 0.32	3 No
WI1000-M12F5V05N M12 Shl Cable 5m 5 pin Fem 90°, Power	Connector 1	M12 5-pin female A-coded - 90° Angled Open Ended - n/a	Power/Motor/com Standard	5 0.32	5 No
WI1000-M12F5V10N M12 Shl Cable 10 m 5 pin Fem 90°, Power	Connector 1	M12 5-pin female A-coded - 90° Angled Open Ended - n/a	Power/Motor/com Standard	5 0.32	10 No
WI1000-M12F5V20N M12 Shl Cable 20m 5 pin Fem 90°, Power	Connector 1	M12 5-pin female A-coded - 90° Angled Open Ended - n/a	Power/Motor/com Standard	5 0.32	20 No
WI1000-M12F5W05N M12 Shl Cable 5m LED 5p Fem 90°, Power <50V	Connector 1	M12 5-pin female A-coded - 90° Angled Open Ended - n/a	Power 24/48 Standard	5 0.32	5 LED
WI1000-M12F5W10N M12 Shl Cable 10m LED 5 p Fem 90°, Power <50V	Connector 1	M12 5-pin female A-coded - 90° Angled Open Ended - n/a	Power 24/48 Standard	5 0.32	10 LED
WI1000-M12F5W15N M12 Shl Cable 15m LED 5 p Fem 90°, Power <50V	Connector 1	M12 5-pin female A-coded - 90° Angled Open Ended - n/a	Power 24/48 Standard	5 0.32	15 LED
WI1000-M12F5W20N M12 Shl Cable 20m LED 5 p Fem 90°, Power <50V	Connector 1	M12 5-pin female A-coded - 90° Angled Open Ended - n/a	Power 24/48 Standard	5 0.32	20 LED
WI1000-M12F5WF5W20N M12 shl cab 20m LED 5 pin female 90',Pow <50V	Connector 1	M12 5-pin female A-coded - 90° Angled M12 5-pin female A-coded - 90° Angled	Power 24/48 Standard	5 0.32	20 LED
WI1008-M12F5SS1 M12 Con 5p Fem 0° Solder assembly	Connector 1	M12 5-pin female A-coded - 0° Straight - n/a	n/a	n/a	Connector No
WI1008-M12F5TG1 M12 Con 5p Fem 0° Spring Shield+B222	Connector 1	M12 5-pin female A-coded - 0° Straight - n/a	n/a	n/a	Connector No
WI1008-M12F5VG1 M12 Con 5p Fem 90° Spring Shield	Connector 1	M12 5-pin female A-coded - 90° Angled - n/a	n/a	n/a	Connector No
WI1000-M12M5A05N M12 cable 5m, 5 pin male 90°, COM2/ B4	Connector 2	M12 5-pin male A-coded - 90° Angled Open Ended - n/a	Communication Standard	5 0.32	5 No
WI1000-M12M5T05N M12 Shl Cable 5m 5 p Male 0°, COM	Connector 2	M12 5-pin male A-coded - 0° Straight Open Ended - n/a	Communication Standard	5 0.32	5 No
WI1000-M12M5T20N M12 Shl Cable 20m 5 p Male 0°, COM	Connector 2	M12 5-pin male A-coded - 0° Straight Open Ended - n/a	Communication Standard	5 0.32	20 No
WI1000-M12M5TF5T.5N M12 Shl Cable .5m 5p Male 0° to 5p Fem 0	Connector 2	M12 5-pin male A-coded - 0° Straight M12 5-pin female A-coded - 0° Straight	Communication Standard	5 0.32	0.5 No
WI1000-M12M5TF5T01N M12 Shl Cable 1m 5p Male 0° to 5p Fem 0°	Connector 2	M12 5-pin male A-coded - 0° Straight M12 5-pin female A-coded - 0° Straight	Communication Standard	5 0.32	1 No
WI1000-M12M5TF5T02N M12 Shl Cable 2m 5p Male 0° to 5p Fem 0°	Connector 2	M12 5-pin male A-coded - 0° Straight M12 5-pin female A-coded - 0° Straight	Communication Standard	5 0.32	2 No
WI1000-M12M5TF5T02T M12 Cable 2m 5pM 180° to 5pF 180° twisted, power c	Connector 2	M12 5-pin male A-coded - 0° Straight M12 5-pin female A-coded - 0° Straight	Communication Standard	5 0.32	2 No
WI1000-M12M5TF5T03N M12 Shl Cable 3m 5p Male 0° to 5p Fem 0°	Connector 2	M12 5-pin male A-coded - 0° Straight M12 5-pin female A-coded - 0° Straight	Communication Standard	5 0.32	3 No
WI1000-M12M5V05N M12 Shl Cable 5m 5 p Male 90°, COM	Connector 2	M12 5-pin male A-coded - 90° Angled Open Ended - n/a	Communication Standard	5 0.32	5 No
WI1000-M12M5V20N	Connector 2	M12 5-pin male A-coded - 90° Angled	Communication	5	20



## MIS173S16Q5H266

Int.Step 12-72VDC, RS485, EncC-L

### Cable information

Item number	Mount on	Cable con 1 +Con 1 angle	Cable application	Wires no totally	Cable length [m]
Item description		Cable con 2 +Con 2 angle	Cable flexibility	Wire [mm2]	Connector 1 LED
M12 Shl Cable 20m 5 p Male 90°, COM		Open Ended - n/a	Standard	0.32	No
WI1005-M12M5STR6	Connector 2	M12 5-pin male A-coded - 0° Straight	Communication	n/a	Connector
M12 5-pin male A Code Resistor RS485		n/a - n/a	n/a	n/a	No
WI1005-M12M5TF5T.2N	Connector 2	M12 5-pin male A-coded - 0° Straight	Communication		0.2
M12 Cab 0.2m, 5p Mal - 5p Fem, RS485 .Std cable		M12 5-pin male A-coded - 0° Straight	Standard	0.32	No
WI1005-M12M5TM5T01N	Connector 2	M12 5-pin male A-coded - 0° Straight	Communication		1
M12 Cab 1m, 5p Mal - 5p Mal, RS485. Std cable		M12 5-pin male A-coded - 0° Straight	Standard	0.32	No
WI1008-M12M5AC1	Connector 2	M12 5-pin male A-coded - 90° Angled		n/a	Connector
M12 Con 5p Male 90° Screw PG7 for cable		- n/a	n/a	n/a	No
WI1008-M12M5AG1	Connector 2	M12 5-pin male A-coded - 90° Angled		n/a	Connector
M12 Con 5p Male 90° Spring Ø4-8mm cable		- n/a	n/a	n/a	No
WI1008-M12M5SC1	Connector 2	M12 5-pin male A-coded - 0° Straight		n/a	Connector
M12 Con 5p Male 0° Screw PG7 cable		- n/a	n/a	n/a	No
WI1008-M12M5SS1	Connector 2	M12 5-pin male A-coded - 0° Straight		n/a	Connector
M12 Con 5p Male 0° Solder assembly		- n/a	n/a	n/a	No
WI1008-M12M5TC1	Connector 2	M12 5-pin male A-coded - 0° Straight		n/a	Connector
M12 Con 5p Male A-coded Screw Shield		- n/a	n/a	n/a	No
WI1008-M12M5TG1	Connector 2	M12 5-pin male A-coded - 0° Straight		n/a	Connector
M12 Con 5p Male 0° Spring Shield		- n/a	n/a	n/a	No
WI1008-M12M5VG1	Connector 2	M12 5-pin male A-coded - 90° Angled		n/a	Connector
M12 Con 5p Male 90° Spring Shield		- n/a	n/a	n/a	No
WI1000-M12M8T02N	Connector 3	M12 8-pin male A-coded - 0° Straight	Basic I/O, Com	8	2
M12 Shl Cable 2m 8 p Male 0° COM1/Ext IO		Open Ended - n/a	Standard	0.32	No
WI1000-M12M8T05N	Connector 3	M12 8-pin male A-coded - 0° Straight	Basic I/O, Com	8	5
M12 Shl Cable 5m 8 p Male 0° COM1/Ext IO		Open Ended - n/a	Standard	0.32	No
WI1000-M12M8T20N	Connector 3	M12 8-pin male A-coded - 0° Straight	Basic I/O, Com	8	20
M12 Shl Cable 20m 8 p Male 0° COM1/ExtIO		Open Ended - n/a	Standard	0.32	No
WI1000-M12M8TF4LT186	Connector 3	M12 8-pin male A-coded - 0° Straight		8	5
M12 shl cable5m, M12 M8, M8 F4 0° IO		M12 4-pin female A-coded - 0° Straight		0.32	No
WI1000-M12M8TF8T.5N	Connector 3	M12 8-pin male A-coded - 0° Straight		8	0.5
M12 Shl Cable .5m 8p Fem 0° to 8p Male 0		M12 5-pin female A-coded - 0° Straight	Standard	0.32	No
WI1000-M12M8TLT0184	Connector 3	M12 8-pin male A-coded - 0° Straight		8	5
M12 shl cable5m, 8 pin male 0° IO SPEC		M12 4-pin female A-coded - 0° Straight		0.32	No
WI1000-M12M8V05N	Connector 3	M12 8-pin male A-coded - 90° Angled	Basic I/O, Com	8	5
M12 Shl Cable 5m 8 p Mal 90° COM1/ExtIO		Open Ended - n/a	Standard	0.2	No
WI1000-M12M8V20N	Connector 3	M12 8-pin male A-coded - 90° Angled	Basic I/O, Com	8	20
M12 Shl Cable 20m 8 p Mal 90° COM1/ExtIO		Open Ended - n/a	Standard	0.2	No
WI1005-M12M8QM5V.3N	Connector 3	M12 8-pin male A-coded - 90° Angled	Communication		0.3
M12 Shl Cab 0.3m 8p Mal 5p Mal 90° RS485 twisted		M12 5-pin male A-coded - 90° Angled	Standard	0.32	No
WI1005-M12M8S10N	Connector 3	M12 8-pin male A-coded - 0° Straight		8	10
M12 Shl Cable 10m, 8 p Male MAC00-B41 twisted		Open Ended - n/a	Standard	0.32	No
WI1005-M12M8STR5	Connector 3	M12 8-pin male A-coded - 0° Straight	Communication	n/a	Connector
M12 8-pin male A Code Resistor RS485		n/a - n/a	n/a	0.32	No
WI1005-M12M8TF8T20N	Connector 3	M12 8-pin male A-coded - 0° Straight		8	5
M12 Shl Cab 20m 8p Male 8p Female 0° RS485 twisted		M12 8-pin female A-coded - 0° Straight		0.32	No
WI1005-M12M8TM5T.3N	Connector 3	M12 8-pin male A-coded - 0° Straight	Communication	5	0.3
M12 Shl Cab 0,3 m 8p Male 5p Male 0° RS485 twisted		M12 5-pin male A-coded - 0° Straight	Standard	0.32	No
WI1005-M12M8TM5T.5N	Connector 3	M12 8-pin male A-coded - 0° Straight	Communication	5	0.5
M12 Shl Cab 0,5 m 8p Male 5p Male 0° RS485 twisted		M12 5-pin male A-coded - 0° Straight	Standard	0.32	No
WI1005-M12M8TM5T05N	Connector 3	M12 8-pin male A-coded - 0° Straight	Communication	5	5
M12 Shl Cab 5m 8p Male 5p Male 0° RS485 twisted		M12 5-pin male A-coded - 0° Straight	Standard	0.32	No
WI1005-M12M8VM5V.5N	Connector 3	M12 8-pin male A-coded - 90° Angled	Communication	5	0,5
M12 Shl Cab 0.5m 8pMale 5pMale 90° RS485 twisted		M12 5-pin male A-coded - 90° Angled	Standard	0.32	No
WI1005-M12M8VM5V03N	Connector 3	M12 8-pin male A-coded - 90° Angled	Communication	5	3
M12 Shl Cab3m 8p Male 5p Male 90° RS485 twisted		M12 5-pin male A-coded - 90° Angled	Standard	0.32	No



## MIS173S16Q5H266

Int.Step 12-72VDC, RS485, EncC-L

### Cable information

Item number	Mount on	Cable con 1 +Con 1 angle	Cable application	Wires no totally	Cable length [m]
Item description		Cable con 2 +Con 2 angle	Cable flexibility	Wire [mm2]	Connector 1 LED
WI1005-M12M8VM5V10N M12 Shl Cab10m 8p Male 5p Male 90° RS485 twisted	Connector 3	M12 8-pin male A-coded - 90° Angled M12 5-pin male A-coded - 90° Angled	Communication Standard	5 0.32	10 No
WI1005-M12M8VM5V20N M12 Shl Cab20m 8p Male 5p Male 90° RS485 twisted	Connector 3	M12 8-pin male A-coded - 90° Angled M12 5-pin male A-coded - 90° Angled	Communication Standard	5 0.32	20 No
WI1008-M12M8SC1 M12 Con 8p Male 0° Screw Ø4-8mm cable	Connector 3	M12 8-pin male A-coded - 0° Straight - n/a	n/a n/a	n/a n/a	Connector No
WI1008-M12M8SS1 M12 Con 8p Male 0° Solder assembly	Connector 3	M12 8-pin male A-coded - 0° Straight - n/a	n/a n/a	n/a n/a	Connector No
WI1008-M12M8TC1 M12 Con 8p Male 0° Screw Shield	Connector 3	M12 8-pin male A-coded - 0° Straight - n/a	n/a n/a	n/a n/a	Connector No
WI1008-M12M8TS1 M12 Con 8p Male 0° Solder Shield	Connector 3	M12 8-pin male A-coded - 0° Straight - n/a	n/a n/a	n/a n/a	Connector No
WI1009-M12M8Q1.2N M12 Shl Cable 1.2m 8p Male 90° 4P twisted	Connector 3	M12 8-pin male A-coded - 90° Angled Open Ended - n/a	 Standard	8 0.32	1.2 No
WI1009-M12M8V05N M12 Shl Cable 5m 8 p Male 90° 4P twisted	Connector 3	M12 8-pin male A-coded - 90° Angled Open Ended - n/a	 Standard	8 0.32	5 No
WI1009-M12M8V20N M12 Shl Cable 20m 8 p Male 90° 4P twisted	Connector 3	M12 8-pin male A-coded - 90° Angled Open Ended - n/a	 Standard	8 0.32	20 No
WI1011-M12M8V1.2T M12 Shl Cable 1.2m 8 p Male 90° 4P twisted	Connector 3	M12 8-pin male A-coded - 90° Angled Open Ended - n/a	 Standard	8 0.32	1.2 No
WI1011-M12M8V10T M12 Shl Cable 10m 8 p Male 90° 4P twisted	Connector 3	M12 8-pin male A-coded - 90° Angled Open Ended - n/a	 Standard	8 0.32	10 No
WI1011-M12M8V15T M12 Shl Cable 15m 8 p Male 90° 4P twisted	Connector 3	M12 8-pin male A-coded - 90° Angled Open Ended - n/a	 Standard	8 0.32	15 No
RS485-M12-1-5-8 RS485 M12-8pin DSub, 5m, straight v1.0	Connector 3 RS485	M12 8-pin male A-coded - 0° Straight D-Sub 9-pin female - RS485 - 0° Straight	Communication Cable chains - 2D	3 0.32	5 No
WI1005-M12M17SAA01 M12 17-pin male Axis 1 Without wire	Connector 4	M12 17-pin male A-coded - 0° Straight n/a - n/a	 n/a	n/a n/a	Connector No
WI1005-M12M17SAA01-1 M12 17-pin male Axis 1, with wire 1,2m	Connector 4	M12 17-pin male A-coded - 0° Straight n/a - n/a	 n/a	n/a n/a	Connector No
WI1005-M12M17SAA02 M12 17-pin male Axis 2 Without wire	Connector 4	M12 17-pin male A-coded - 0° Straight n/a - n/a	 n/a	n/a n/a	Connector No
WI1005-M12M17SAA03 M12 17-pin male Axis 3 Without wire	Connector 4	M12 17-pin male A-coded - 0° Straight n/a - n/a	 n/a	n/a n/a	Connector No
WI1005-M12M17SAA04 M12 17-pin male Axis 4 Without wire	Connector 4	M12 17-pin male A-coded - 0° Straight n/a - n/a	 n/a	n/a n/a	Connector No
WI1005-M12M17SAA05 M12 17-pin male Axis 5 Without wire	Connector 4	M12 17-pin male A-coded - 0° Straight n/a - n/a	 n/a	n/a n/a	Connector No
WI1005-M12M17SAA06 M12 17-pin male Axis 6 Without wire	Connector 4	M12 17-pin male A-coded - 0° Straight n/a - n/a	 n/a	n/a n/a	Connector No
WI1005-M12M17SAA06-1 M12 17-pin male Axis 6 with wire 1,2m	Connector 4	M12 17-pin male A-coded - 0° Straight n/a - n/a	 n/a	n/a n/a	Connector No
WI1005-M12M17SAA07 M12 17-pin male Axis 7 Without wire	Connector 4	M12 17-pin male A-coded - 0° Straight n/a - n/a	 n/a	n/a n/a	Connector No
WI1005-M12M17SAA08 M12 17-pin male Axis 8 Without wire	Connector 4	M12 17-pin male A-coded - 0° Straight n/a - n/a	 n/a	n/a n/a	Connector No
WI1005-M12M17SAA09 M12 17-pin male Axis 9 Without wire	Connector 4	M12 17-pin male A-coded - 0° Straight n/a - n/a	 n/a	n/a n/a	Connector No
WI1005-M12M17SAA10 M12 17-pin male Axis 10 Without wire	Connector 4	M12 17-pin male A-coded - 0° Straight n/a - n/a	 n/a	n/a n/a	Connector No
WI1008-M12M17SR1 M12 Con 17p Male 0° Metal housing 5.4-8.2mm cable	Connector 4	M12 12-pin male A-coded - 0° Straight - n/a	 n/a	n/a n/a	Connector No
WI1009-M12M17T01N M12 Shl Cable 1m 17p Mal 0° MISxx,Ex41 twisted	Connector 4	M12 17-pin male A-coded - 0° Straight Open Ended - n/a	Basic I/O, Com Standard	17 0.061	1 No
WI1009-M12M17T05N	Connector 4	M12 17-pin male A-coded - 0° Straight	Basic I/O, Com	17	5



**MIS173S16Q5H266**

Int.Step 12-72VDC, RS485, EncC-L

Cable information

Item number	Mount on	Cable con 1 +Con 1 angle	Cable application	Wires no totally	Cable length [m]
Item description		Cable con 2 +Con 2 angle	Cable flexibility	Wire [mm2]	Connector 1 LED
M12 Shl Cable 5m 17p Mal 0° MISxx,Ex41 twisted		Open Ended - n/a	Standard	0.061	No
WI1009-M12M17T10R	Connector 4	M12 17-pin male A-coded - 0° Straight		17	5
M12 Shl Cable 10m 17p Mal 0° MISxx,Ex41 twisted		Open Ended - n/a	Robotic - 3D	0.061	No
WI1009-M12M17T20N	Connector 4	M12 17-pin male A-coded - 0° Straight	Basic I/O, Com	17	20
M12 Shl Cable 20m 17p Mal 0° MISxx,Ex41 twisted		Open Ended - n/a	Standard	0.061	No
WI1009-M12M17TF17T.5	Connector 4	M12 17-pin male A-coded - 0° Straight	Basic I/O, Com	17	0.5
M12 Shl Cable.5m Male17p0°-Female 17p0° twist pair		M12 17-pin female A-coded - 0° Straight	Standard	0.061	No
WI1009-M12M17TF17T01	Connector 4	M12 17-pin male A-coded - 0° Straight	Basic I/O, Com	17	1
M12 Shl Cable 1m Male17p0°-Female 17p0° twist pair		M12 17-pin female A-coded - 0° Straight	Standard	0.061	No
WI1009-M12M17TF17T02	Connector 4	M12 17-pin male A-coded - 0° Straight	Basic I/O, Com	17	2
M12 Shl Cable 2m Male17p0°-Female 17p0° twist pair		M12 17-pin female A-coded - 0° Straight	Standard	0.061	No
WI1009-M12M17TF17T03	Connector 4	M12 17-pin male A-coded - 0° Straight	Basic I/O, Com	17	3
M12 Shl Cable 3m Male17p0°-Female 17p0° twist pair		M12 17-pin female A-coded - 0° Straight	Standard	0.061	No
WI1009-M12M17TF17T04	Connector 4	M12 17-pin male A-coded - 0° Straight	Basic I/O, Com	17	4
M12 Shl Cable 4m Male17p0°-Female 17p0° twist pair		M12 17-pin female A-coded - 0° Straight	Standard	0.061	No
WI1009-M12M17V05N	Connector 4	M12 17-pin male A-coded - 90° Angled	Basic I/O, Com	17	5
M12 Shl Cable 5m 17p Mal 90° MISxx,Ex41 twisted		Open Ended - n/a	Standard	0.061	No
WI1009-M12M17V10N	Connector 4	M12 17-pin male A-coded - 90° Angled	Basic I/O, Com	17	10
M12 Shl Cable 10m 17p Mal 90° MISxx,Ex41 twisted		Open Ended - n/a	Standard	0.061	No
RS485-M12-1-5-17	Connector 4 RS485	M12 17-pin male A-coded - 0° Straight	Communication	3	5
RS485 M12-17pin DSub, 5m v1.1		D-Sub 9-pin female - RS485 - 0° Straight	Cable chains - 2D	0,32	No